Braille Authority North America

Errata for *The Nemeth Braille Code for Mathematics and Science Notation 2022*

Issued by the Braille Authority of North America

October 2025

This list of errata contains known corrections and clarifications that should be made to the publication *The Nemeth Braille Code for Mathematics and Science Notation 2022* as posted in 2024.

The errata approved in August 2024 has been worked into this document, *Approved August 2024* precedes the relevant material. In a few cases, the format of the previous errata material has been cleaned up or expanded to show the entire example so that users may be able to cut and paste into printed documents.

Table of Changes

Rule	Page	Change
Rule 3: 3.3.1	3-4	Commentary to Example 3-13 corrected (*Print and BRF*)
Rule 3: 3.3.1	3-4	Braille in Example 3-16 corrected (*Print and BRF*)
Rule 3: 3.4.3	3-14	Print in Example 3-62 corrected (*Print*)
Rule 3: 3.5.2	3-16	Heading to Example 3-70 corrected (*Print*)
Rule 3: 3.6.2	3-20	Heading to Example 3-89 corrected (*Print*)
Rule 4: 4.2	4-1	Rule updated and example added (*Print and BRF*) *Approved August 2024*
Rule 4: 4.5.3	4-8	Braille in Example 4-21 corrected (*Print and BRF*) *Approved August 2024*
Rule 4: 4.6.8.c	4-16	Rule updated (*Print and BRF*) *Approved August 2024*
Rule 4: 4.8.2	4-19	Wording clarified and example added. (*Print and BRF*)
Rule 6: 6.4.2	6-9	Wording clarified (*Print and BRF*)
Rule 7: 7.2.1	7-2	Cross-reference added (*Print and BRF*)
Rule 7: 7.3.3	7-5	Paragraph heading and two examples added (*Print and BRF*)
Rule 7: 7.3.5	7-6	Braille in Example 7-19 corrected (*Print and BRF*)
Rule 8: 8.2.4	8-3	Rule updated (*Print and BRF*)
Rule 8: 8.2.13	8-7	Heading to Example 8-21 corrected (*Print and BRF*) *Approved August 2024*

Rule 8: 8.2.16	8-8	Heading and commentary to Example 8-26 corrected (*Print and BRF*) *Approved August 2024*
Rule 8: 8.8.2	8-15	Heading to Example 8-64 updated (*Print and BRF*)
Rule 8: 8.8.2	8-15	Commentary added to Example 8-65 (*Print and BRF*)
Rule 9: 9.1	9-1	Rule edited to add recommendation for a checkmark (*Print and BRF*) *Approved August 2024*
Rule 9: 9.3.2	9-3	Braille in Example 9-4 corrected (*Print*) *Approved August 2024*
Rule 10: 10.1.1.a	10-1	Heading to Example 10-2 corrected (*Print and BRF*) *Approved August 2024* **Remove from approved errata**
Rule 10: 10.1.1.a	10-1	Heading to Example 10-4 corrected (*Print and BRF*) *Approved August 2024* **Remove from approved errata**
Rule 10: 10.6.1	10-9	Commentary to Example 10-49 corrected (*Print and BRF*) *Approved August 2024*
Rule 10: 10.6.3	10-11	Wording clarified (*Print and BRF*)
Rule 11: 11.1.4	11-3	Rule edited *Approved August 2024*
Rule 15: 15.2.1	15-4	Print and braille in Example 15-8 corrected (*Print and BRF*)
Rule 15: 15.7	15-12	Print in Example 15-45 corrected (*Print*)
Rule 15: 15.7	15-12	Print in Example 15-46 corrected *(Print*)
Rule 17: 17.1 Special Considerations c.	17-6	Wording clarified (*Print and BRF*) *Approved August 2024*
Rule 20: 20.6	20-9	Heading to Example 20-36 corrected (*Print and BRF*)

Rule 23: symbol list	23-1	Symbol added (*Print and BRF*)
Rule 23: 23.4	23-3	Rule edited and example added (*Print and BRF*)
Rule 23: 23.13	23-9	Rule edited (*Print and BRF*)
Rule 23: 23.17	23-13	Braille in Example 23-48 corrected (*Print and BRF*)
Rule 24: 24.1.e	24-2	Sub-section and examples deleted (*Print and BRF*)
Rule 25: 25.3.3	25-2	Rule edited and example added (*Print and BRF*)
Rule 25: 25.3.4	25-8	Print in Example 25-11 edited (*Print*)
Rule 25: 25.8.2.b	25-43	Example cross-reference corrected (*Print and BRF*)
Rule 25: 25.8.2.c	25-43	Example cross-reference corrected (*Print and BRF*)
Rule 25: 25.10	25-55	Print in Example 25-77 corrected (*Print*)
Rule 26: 26.1.4.b	26-8	Braille in Example 26-13 corrected; commentary added (*Print and BRF*)
Rule 26: 26.3.5	26-17	Commentary to Example 26-28 updated (*Print and BRF*)
Rule 26: 26.5.3.b	26-29	Print in Example 26-50 corrected (*Print*)
Appendix B	B-1	Rule edited (*Print and BRF*)
Appendix D	D-27	Symbol added (*Print and BRF*)
Appendix D	D-32	Symbol removed (*Print and BRF*)

Rule 3
Numeric Signs and Symbols

Location: P. 3-4, §3.3.1, Example 3-13 – *Print and BRF*

Rationale: The commentary to Example 3-13 is missing the closing parenthesis after the word "symbol". Change the commentary to:

Example 3-13: Number Not Requiring a Numeric Indicator

$+3$

⠸⠩⠀⠬⠒⠀⠸⠱

(numeric indicator is not used with a number preceded by a plus symbol)

Location: P. 3-4, §3.3.1, Example 3-16 – *Print and BRF*

Rationale: In the braille, the R in the numerator of the first fraction inside of the parentheses should be capitalized. Change the braille to:

Example 3-16: Number Preceded by a Space and a Minus Sign

$$H=\frac{12}{N(N+1)}\left(\frac{R_1^2}{n_1}+\frac{R_2^2}{n_2}+\ldots+\frac{R_k^2}{n_k}\right)-3(N+1)$$

⠸⠩
⠠⠓
⠀⠀⠨⠅⠀⠹⠂⠆⠌⠠⠝⠷⠠⠝⠬⠂⠾⠼
⠀⠀⠷⠹⠠⠗⠂⠘⠆⠐⠌⠝⠂⠼⠬⠹⠠⠗⠆⠘⠆⠐⠌⠝⠆⠼⠬⠀⠄⠄⠄
⠀⠀⠬⠹⠠⠗⠰⠅⠘⠆⠐⠌⠝⠰⠅⠐⠼⠾
⠀⠀⠤⠼⠒⠷⠠⠝⠬⠂⠾⠀⠸⠱

Location: P. 3-14, §3.4.3, Example 3-62 – *Print Only*

Rationale: In the print, there should be 10 partitioned sets of zeros rather than 11. Change the print to:

Example 3-62: Partitioned Number with a Runover

The distance from Earth to the sun is 149 600 000 000 m. The mass of an electron is 0.000 000 000 000 000 000 000 000 000 000 910 9 kg.



(partitioned numbers are transcribed in Nemeth Code)

Location: P. 3-16, §3.5.2, Example 3-70 – *Print Only*

Rationale: In the example heading, the word "Runover" is misspelled. Change the heading to:

Example 3-70: Enclosed List with Runover

(1, 2, 3, 4, 5, 6, 7, 8, 9, 10, 11, 12)



(the numeric indicator is not required before 12 even though 12 begins a new line)

Location: P. 3-20, §3.6.2, Example 3-89 – *Print Only*

Rationale: In the example heading, the E should be the el ($\mathcal{E}$) symbol. Change the heading to:

Example 3-89: A Base-12 Numeral Using X and $\mathcal{E}$

13 **x** $\mathcal{E}$ 7

⠼⠁⠉ ⠭ ⠈⠑ ⠼⠛

(a base-12 numeral in which **x** represents ten and $\mathcal{E}$ represents eleven. Here the transcriber has assigned d to **x** and e to $\mathcal{E}$)

Rule 4
Code Switching

Approved August 2024

Location: P. 4-1, §4.2 – *Print and BRF*

Rationale: It is not stated in the updated Code that no contractions should be used within the switches. The following correction is made:

4.2 Code Switch Indicators

The purpose of code switching is to indicate text which is transcribed in a braille code other than UEB. The opening Nemeth Code indicator followed by a space is placed before the math symbol, expression, or passage to which it applies. Its effect is terminated by the Nemeth Code Terminator preceded by a space. No contractions are used within the switch indicators except when following, and part of, a single-word switch. Use of the single-word switch indicator allows a single UEB word to be within a Nemeth passage without the need to explicitly terminate Nemeth Code. See **4.6.8c** for rules regarding use of the single-word switch indicator. UEB symbols are not used within the switch indicators for Nemeth Code. Nemeth symbols are not used outside the switches.

Example

$x + 6$ and $x - 6$ are opposites

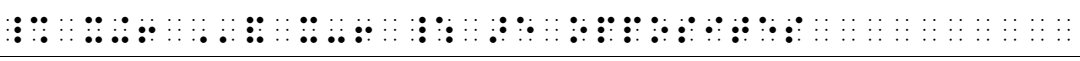

Approved August 2024

Location: P. 4-8, §4.5.3, Example 4-21 – *Print and BRF*

Rationale: Line 3: the contraction for "sion" in "expression" should be (46, 1345), not (56, 1345).

Example 4-21: Transcriber's Note

13 does not divide 24 because 24 divided by 13 does not leave a remainder of 0.

13 ⦚ 24



Approved August 2024

Location: P. 4-16, §4.6.8.c – *Print and BRF*

Rationale: It is not stated in the updated Code that no contractions should be used within the switches. The following correction is made:

4.6.8 **Words.**

c. **The Single-Word Switch Indicator.** When only one narrative word, hyphenated word, or abbreviation occurs between two Nemeth expressions or symbols, the single-word switch indicator (⠸⠸) is used to indicate that the word is in UEB. This is also applied within an uncontracted transcription. The indicator is unspaced from the affected word. Contractions are used in the subsequent word as needed. The indicator is used whether or not the word contains contractions. A UEB typeform indicator may be used with a word that is preceded by the single-word switch indicator. The effect of the single-word switch indicator is terminated by a space.

The single-word switch indicator cannot be used on words joined by a slash or separated by a dash. See examples **4-41** and **4-42**. The single-word switch cannot be used immediately before a UEB grouping symbol or quotation mark. See example **4-52**.

Location: P. 4-19, §4.8.2 – *Print and BRF*

Rationale: Wording has been added to **4.8.2** to further clarify the placement of Nemeth Code switch indicators with embedded mathematical material. An example has also been added.

4.8.2 **Placement of Switches with Embedded Mathematical Material.** If the mathematical material and its switch indicators with any attached punctuation will fit on one braille line within current margins, this is the preferred layout. If not, the priority is to not divide the math expression. When only one code switch indicator will fit on the line with the math expression, either indicator may be placed on the line with the math. That is, the opening Nemeth Code indicator may be placed on the previous line, and/or the Nemeth Code terminator may be placed on the following line in the runover position. The terminator and related punctuation may be placed on the following line if there is not room on the line with the math expression.

Text and switch indicators are aligned with the main line in an embedded spatial expression. See **26.6.2** for details.

Example: Placement of Terminator in Runover Position

The set of integers from –4 to 5: {–4, –3, –2, –1, 0, 1, 2, 3, 4, 5}



Rule 6
Alphabets

Location: P. 6-9, §6.4.2 – *Print and BRF*

Rationale: Wording has been clarified to reflect the correct terminology for the abbreviation of a function name; change to:

6.4.2 **Function Names.** An English-letter indicator is not used with a letter that follows a function name or its abbreviated form.

Rule 7
Typeforms

Location: P. 7-2, §7.2.1 – *Print and BRF*

Rationale: A cross-reference to **7.3.3** for letter(s) in a hyphenated expression has been added to the end of the paragraph. Change to:

7.2.1 **Letters.** Subject to the provisions of **7.4**, if typeform is retained, the appropriate typeform indicator is used to express the typeform of a letter. The typeform indicator for a letter must always be followed by an alphabetic indicator. When a typeform indicator is used with letters, its effectiveness extends only to the letter which follows it. Thus, except for regular type, a typeform indicator is used with each individual letter of a sequence of letters. See **7.3.3** for letter(s) as part of a hyphenated expression.

Location: P. 7-5, §7.3.3 – *Print and BRF*

Rationale: The paragraph heading **Hyphenated Expressions** has been added to the section. Two examples of letter(s) in a hyphenated expression are added.

7.3.3 **Hyphenated Expressions.** A hyphen does not terminate typeform in a hyphenated expression. If there is a change in typeform after the hyphen to regular type, the hyphen must be preceded by the typeform termination symbol. If there is a change in typeform after the hyphen to non-regular type, only the appropriate typeform indicator must be used after the hyphen.

Example: Bold Letter in a Bold Hyphenated Expression

ζ-function



Example: Bold Letters in a Hyphenated Expression

xy-coordinate system



Location: P. 7-6, §7.3.5, Example 7-19 – *Print and BRF*

Rationale: 1) The brailled sentence should begin in cell 3, not cell 4. 2) The boldface word indicator before "median" was corrected. Change braille to:

Example 7-19: Expression in Boldface Type

The **median** score was only **59%**.



(retain if typeform of a math expression is considered to be significant)

Rule 8
Punctuation Signs and Symbols

Approved August 2024 – However, it appears that critical wording was omitted, we request this section to be reapproved.

Location: P. 8-3, §8.2.4 – *Print and BRF*

Rationale: The wording "The punctuation indicator is used" was left out of the previously approved correction, change this section to read:

8.2.4 The punctuation indicator is used after a long dash or ellipsis in a mathematical context, regardless of what they represent.

Approved August 2024

Location: P. 8-7, §8.2.13, Example 8-21 – *Print and BRF*

Rationale: Example heading corrected, change "Closing Parenthesis" to "Right Parenthesis".

Example 8-21: Period Following Right Parenthesis

(five + seven).

⠐⠣⠑⠊⠧⠑ ⠖ ⠎⠑⠧⠑⠝⠜ ⠐⠄ ⠄⠄⠄ ⠐⠄⠄⠄

Approved August 2024

Location: P. 8-8, §8.2.16, Example 8-26 – *Print and BRF*

Rationale: Example heading corrected, change “Closing Quotation” to “Opening Quotation”. The commentary was also corrected.

Example 8-26: Opening Quotation Mark Following a Dash

(—".2")

(the ellipsis indicates that technical material continues following the right parenthesis)

Location: P. 8-15, §8.8.2, Example 8-64 – *Print and BRF*

Rationale: The example heading is misleading as the matrix contains both traditional ellipses and one printed across the array. Change heading to:

Example 8-64: Matrix with Ellipsis Across All Columns

$$\begin{bmatrix} a_{11} & a_{12} & \cdots & a_{1n} \\ a_{21} & a_{22} & \cdots & a_{2n} \\ \cdot & \cdot & \cdot & \cdot \\ a_{n1} & a_{n2} & \cdots & a_{nn} \end{bmatrix}$$



Location: P. 8-15, §8.8.2, Example 8-65 – *Print and BRF*

Rationale: Commentary has been added to the example explaining the presence of the second ellipsis.

Example 8-65: Period Applies to the Ellipsis

$x + y + \ldots.$

⠭⠀⠖⠀⠽⠀⠖⠀⠄⠄⠄⠲⠀⠄⠄⠄⠀⠲⠀

(the second ellipsis indicates that technical material continues following the period)

Rule 9
Reference Signs, Symbols, and Icons

Approved August 2024

Location: P. 9-1, §9.1 – *Print and BRF*

Rationale: The original Nemeth Code provided for a checkmark in **Rule 23 Miscellaneous Signs and Symbols**. When the Nemeth Code update was created, this symbol was inadvertently omitted. The question arose: should the checkmark be reinstated? Use of a checkmark symbol might entail a necessary switch in and out of Nemeth Code. In order to avoid frequent switching to accommodate a checkmark symbol, the following decision was made:

9.1 Reference Signs and Symbols

Within the Nemeth Code switches, the reference signs of this section must be represented by the symbols listed above and Unified English Braille symbols must not be used. Some of these signs are also used as signs of operation and in that case the rules governing signs of operation apply (see **Rule 20**). When it is certain that a symbol in the above list is to be used for reference purposes, the superscript position, if indicated in print, must be ignored in the transcription.

When a reference sign occurs for which no provision exists in this Code, such as pictures, icons, etc., the transcriber must devise a suitable symbol with an explanatory transcriber's note or a listing in the Special Symbols list. Whether a reference symbol exists in the Nemeth Code or has been devised by the transcriber, such symbols are subject to the rules for signs and symbols of reference. If an icon is created, it would be used in all contexts and the UEB symbol would not be used.

Note: There is no listed symbol for a checkmark. It is recommended that this print sign be represented by a shape indicator followed by the letters “cm” (⠰⠉⠍). This

symbol does not require a Nemeth Code switch indicator when used in either Nemeth or UEB. See **9.4**.

The reference symbol used with the note must be the same reference symbol used in the body of the text.

Approved August 2024

Location: P. 9-3, §9.3.2, Example 9-4 – *Print Only*

Rationale: Example 9-4, misplaced asterisk. The entire example should be in a single box. Change to:

Example 9-4: Asterisk Precedes Marked Nemeth Item

1. ____

*2. ____

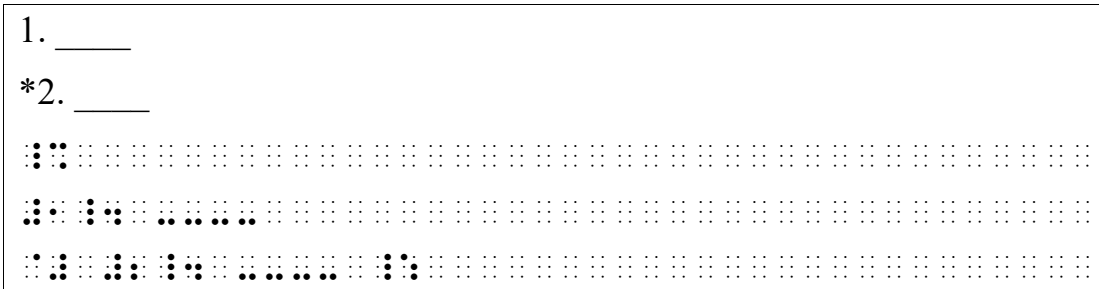

(asterisk denotes a problem for extra study and is followed by the problem number)

Rule 10
Abbreviations

Approved August 2024 – Remove the following item from the approved errata as the requested wording is how it already appears in the Code.

Location: P. 10-1, §10.1.1.a, Example 10-2 – *Print and BRF*

Rationale: Change inaccurate "Acronym" to “Initialism”

Example 10-2: Literary Initialism for "Side-Angle-Side"

SAS



Approved August 2024 – Remove the following item from the approved errata as the requested wording is how it already appears in the Code.

Location: P. 10-1, §10.1.1.a, Example 10-4 – *Print and BRF*

Rationale: Change inaccurate "Acronym" to “Initialism”

Example 10-4: Literary Initialism in Math Context

SD = Standard Deviation



Approved August 2024

Location: P. 10-9, §10.6.1, Example 10-49 – *Print and BRF*

Rationale: Correct the commentary to reflect the accurate name of the right parenthesis.

Example 10-49: Spacing of Abbreviation Following Parenthesis

(2x – 3y) mi.

⠷⠭ ⠤ ⠼⠉⠽⠾ ⠍⠊⠲

(the right parenthesis does not apply to the abbreviation; the abbreviation must be preceded by a space)

Location: P. 10-11, §10.6.3 – *Print and BRF*

Rationale: Wording has been clarified to reflect the non-use of the English-letter indicator when C or F are unspaced from the degree symbol. Change to:

10.6.3 Follow print spacing for representation of degrees Celsius and degrees Fahrenheit. When unspaced from the degree symbol, C and F do not require an English-letter indicator (**10.3**) and are punctuated mathematically.

Rule 11
Omissions

Approved August 2024

Location: P. 11-3, §11.1.4 – *Print and BRF*

Rationale: Remove the redundant wording "inside the switches" from the last sentence.

11.1.4 **Spacing and Punctuation.** An omission symbol should be spaced in the same manner as the material which it replaces. Other omission symbols must be spaced in accordance with the rules governing the spacing of those symbols, such as an ellipsis or long dash. An omission symbol is punctuated mathematically.

Rule 15
Modifiers

Location: P. 15-4, §15.2.1, Example 15-8 – *Print and BRF*

Rationale: 1) In both the print and BRF files, the Nemeth Code switch indicators were left off the example. 2) In the print file, the tilde over the subscripted *x* did not convert when the PDF was created. Change example to:

Example 15-8: Termination of Modified Expression

$\tilde{x}\,\mathrm{A}_1$

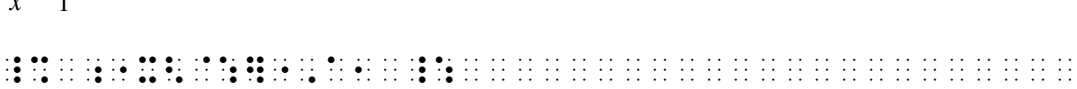

(modified expression $\tilde{x}$ is terminated at the subscript level; a baseline indicator terminates the subscript level and returns A to the baseline)

Location: P. 15-12, §15.7, Example 15-45 – *Print Only*

Rationale: The tilde over the subscripted *x* did not convert over when the PDF was created. Change print to:

Example 15-45: A with Modified Subscript Expression

$\mathrm{A}_{\tilde{\mathrm{x}}}$

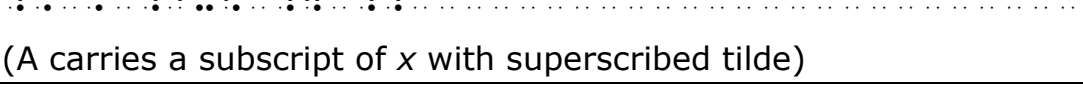

(A carries a subscript of *x* with superscribed tilde)

Location: P. 15-12, §15.7, Example 15-46 – *Print Only*

Rationale: The tildes over the *x* and *y* in the subscripted *x* plus *y* did not convert over when the PDF was created. Change print to:

Example 15-46: A with Modified Subscript Expression

$A_{\tilde{x}+\tilde{y}}$

⠸⠩⠀⠠⠁⠰⠐⠭⠣⠈⠱⠻⠬⠰⠐⠽⠣⠈⠱⠻⠀⠸⠱

(A carries a subscript of *x* with superscribed tilde plus *y* with superscribed tilde; the subscript level after the plus sign is restated before the multipurpose indicator)

Rule 17
Shapes

Approved August 2024

Location: P. 17-6, §17.1 Special Considerations: c. – *Print and BRF*

Rationale: Wording changed to specify standard bullets. Change to:

17.1 Basic Shapes

Special Considerations:

c. Standard bullets (⠇⠇) are not considered to be shapes and may be transcribed in either UEB or Nemeth context without the use of switch indicators.

Rule 20
Signs and Symbols of Operation

Location: P. 20-9, §20.6, Example 20-36 – *Print and BRF*

Rationale: The example heading has been edited to accurately reflect the order of the operation signs. Change heading to:

Example 20-36: Minus and Plus Combined Horizontally

+2 − +3

Rule 23
Miscellaneous Signs and Symbols

Location: P. 23-1, symbol list – *Print and BRF*

Rationale: At the time of publication, it was the Nemeth Code Technical Committee's observation that the crossed d (d-bar) is very rarely used and therefore it was removed from the code. In hindsight, we suggest returning the following symbol to the list of Miscellaneous Signs and Symbols found on page 23-1:

Crossed d (d-bar) $đ$ ⠨⠙

Location: P. 23-3, §23.4 – *Print and BRF*

Rationale: Change the heading of section 23.4 to include "Crossed d" and add the following example.

23.4 Crossed d, Crossed h, Crossed Lambda, Crossed R

These symbols are unspaced from each other and from other mathematical symbols and symbols of grouping unless rules which govern these other symbols require a space.

Example: Crossed d

$đQ = dU - đW$

⠨⠙⠠⠟ ⠨⠅ ⠙⠥ ⠤ ⠨⠙⠠⠺

Location: P. 23-9, §23.13 – *Print and BRF*

Rationale: Section **23.13 Monetary Units** does not make note of exceptions to the spacing of monetary symbols in spatially arranged material. Add the following sentence to the second sentence of the paragraph:

> (Exceptions occur in spatially arranged problems. See **25.3.3**.)

23.13 Monetary Units

A switch to Nemeth Code is required, but the symbols used are the same as the UEB symbols for monetary units. Monetary symbols are unspaced from the material to which they apply. (Exceptions occur in spatially arranged problems. See **25.3.3**.) A numeric indicator is not inserted between a monetary symbol and the number which immediately follows it.

Location: P. 23-13, §23.17, Example 23-48 – *Print and BRF*

Rationale: An English-letter indicator is needed in the formation of the barred letter N. Change the braille to:

Example 23-48: Exclamation Point: "there exists uniquely one"

$\exists!n \in \mathbb{N}\,(n - 2 = 4)$

⠸⠩⠀⠈⠿⠳⠝⠀⠈⠑⠀⠠⠸⠰⠠⠝⠀⠷⠝⠤⠆⠀⠨⠅⠀⠼⠲⠾⠀⠸⠱

(there is exactly one natural number n such that n-2 = 4)

Rule 24
Multipurpose Indicator

Location: P. 24-2, §24.1.e – *Print and BRF*

Rationale: The Nemeth Code Technical Committee recommends that **24.1.e** be removed from the Nemeth Code. 1) The fraction line is no longer considered an operation symbol. 2) The multipurpose indicator is not used between every consecutive sign of operation; it is only used between plus and minus signs when they are combined either vertically or horizontally. See **20.6**. Delete subsection **24.1.e** and the accompanying examples.

24.1 Use of the Multipurpose Indicator

e. (Section and examples deleted).

Rule 25
Spatial Arrangements

Location: P. 25-2, §25.3.3 – *Print and BRF*

Rationale: Wording has been added to **25.3.3** to clarify the placement of monetary symbols when printed to the right of numbers. An example has been added.

25.3.3 Plus, minus, or monetary symbols that are typically printed to the left of numbers (e.g., $100 or ¥5000) are placed one column of cells to the left of the left-most column of numeric symbols or indicators which appear in the part of the arrangement above the separation line.

Monetary symbols that are typically printed to the right of a number (e.g., 5¢ or 100€) are placed one column of cells to the right of the right-most column of numeric symbols or indicators which appear in the part of the arrangement above the separation line.

Example: Monetary Sign Printed to the Right



Location: P. 25-8, §25.3.4, Example 25-11 – *Print and BRF*

Rationale: The print example has been modified so that the dollar signs are not aligned in print. Change print to:

Example 25-11: Subtraction with Dollar Sign

$10,000
– 9,000
$1,000

(in print, the dollar signs and the minus sign occupy the same position as in braille)

Location: P. 25-43, §25.8.2.b – *Print and BRF*

Rationale: The referenced example is incorrect. Change the example number in the parenthetical reference at the end of the paragraph to: (See example **25-62**).

b. An entry may be run over to other braille lines and each continuation indented two cells from the column margin. When space saving is a factor, runovers may be made without regard to any hierarchy preferences (as listed in **26.9.1**). Successive rows in a column are transcribed without skipping a line between them. (See example **25-62**.)

Location: P. 25-43, §25.8.2.c – *Print and BRF*

Rationale: The referenced example is incorrect. Change the example number in the parenthetical reference at the end of the paragraph to: (See example **25-63**).

> c. An entry may be run over to other braille lines and each continuation left-justified in its column. When space saving is a factor, runovers may be made without regard to any hierarchy preferences. Successive rows in a column must be transcribed with a skipped line between them. When the technique described in **a** above is effective in providing the required space, it is used in preference to the technique described here. (See example **25-63**.)

Location: P. 25-55, §25.10, Example 25-77 – *Print Only*

Rationale: The first two equations of the system are not accurately aligned in print. All values after the equals signs should be aligned by value. Change print to:

Example 25-77: Aligned System of Three Equations

$$\left\{\begin{array}{l} 3x+15y-2z=\ \ 64 \\ \ \ x+12y+\ \ \ z=\ \ 51 \\ 7x-\ \ 8y+2z=-16 \end{array}\right\}$$



Rule 26
Format

Location: P. 26-8, §26.1.4.b, Example 26-13 – *Print and BRF*

Rationale: 1) In the braille of item b), a left parenthesis is missing before $x^2+y^2+z^2$. 2) Example 26-13 does not correctly apply **4.8.2**. The expression following b) is moved to the next line where it will fit on the line with the Nemeth Code terminator. Commentary has been added to the example. Change to:

Example 26-13: Instructions Following a Cell-7 Heading

Exercise 12

Determine the values of x and y in the following functions.

a) $Z(x, y) = x^2 + 3y^2 - 3xy$

b) $W(x, y, z) = 29 - (x^2 + y^2 + z^2)$



(the Nemeth Code terminator is placed on the same line as the math, see **4.8.2**)

Location: P. 26-28, §26.3.5, Example 26-28 – *Print and BRF*

Rationale: Commentary is updated to reflect the non-use of an English-letter indicator in 30°C. Change the commentary to:

Example 26-28: Abbreviations in Nemeth Code

.4 in	⠨⠲⠀⠊⠝
2.5 cm	⠼⠢⠨⠑ ⠉⠍
30°C	⠼⠉⠚⠘⠨⠉
N 30° W	⠠⠝ ⠼⠉⠚⠘⠨ ⠠⠺

(abbreviations for degrees Celsius and Fahrenheit are spaced as in print and do not require an English-letter indicator; **10.3** and **10.6.3**)

Location: P. 26-29, §26.5.3.b, Example 26-50 – *Print Only*

Rationale: In converting the Word document to PDF format, a box was inadvertently added to the end of the print example. Change print to:

Example 26-50: Nested Links Displayed to Main Item

33. Using the binomial theorem to find 1.1^5 to three decimal places, we see that

$$
\begin{aligned}
1.1^5 &= (1+0.1)^5 \\
&= 1^5 + 5\left(1^4\right)(0.1) + 10\left(1^3\right)(0.1)^2 + 10\left(1^2\right)(0.1)^3 \\
&\quad + 5(1)(0.1)^4 + (0.1)^5 \\
&= 1 + 0.5 + 0.1 + 0.01 + 0.0005 + 0.00001 \\
&= 1.61051
\end{aligned}
$$



(the margins for the nested displayed material are 5-9, 7-9)

Appendix B
Placement of Code Switch Indicators

Location: P. B-2 – *Print and BRF*

Rationale: Regarding switch indicators with itemized material, it was requested that the exceptions of the opening Nemeth Code switch indicator placement following transcriber's notes and centered headings be more clearly stated in **Appendix B**. Replace the fourth sentence with:

> **Exceptions:** The opening Nemeth Code indicator cannot be placed in the runover position of a transcriber's note or at the end of a centered heading.

Switch Indicators with Itemized Material

Identifiers are transcribed according to the rules for the code in use at the time. All identifiers in a section do not need to be transcribed in the same code. To ensure that all identifiers begin in the same cell, the opening Nemeth Code indicator is placed at the end of the line of text that precedes the itemized material unless there is no room on that line, in which case it is placed in the runover position. **Exceptions:** The opening Nemeth Code indicator cannot be placed in the runover position of a transcriber's note or at the end of a centered heading. A code switch indicator does not take the place of the blank line that may be required preceding the itemized material.

Appendix D
Index of Nemeth Braille Symbols

Location: P. D-27 – *Print and BRF*

Rationale: Add the crossed d (d-bar) symbol to the **Index of Nemeth Braille Symbols**.

Braille	Meaning	Print	Page
⠨⠙	crossed d (d-bar)	đ	23-1, 23-3

Location: P. D-32 – *Print and BRF*

Rationale: Delete the opening Nemeth Code indicator from the Index of Nemeth Braille Symbols, this is a UEB symbol.